

SWITCHING TYPE POWER SUPPLY APPLICATION.
CONVERTER & CHOPPER APPLICATION.

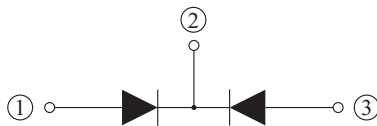
FEATURES

- Average Output Rectified Current
: $I_O=15A$.
- Repetitive Peak Reverse Voltage
: $V_{RRM}=60V$.
- Fast Reverse Recovery Time : $t_{rr}=35ns$.

MAXIMUM RATING (Ta=25 °C)

CHARACTERISTIC	SYMBOL	RATING	UNIT
Repetitive Peak Reverse Voltage	V_{RRM}	60	V
Average Output Rectified Current (Note)	I_O	15	A
Peak One Cycle Surge Forward Current (Non-Repetitive 60Hz)	I_{FSM}	150	A
Junction Temperature	T_j	-40 ~ 150	°C
Storage Temperature Range	T_{stg}	-55 ~ 150	°C

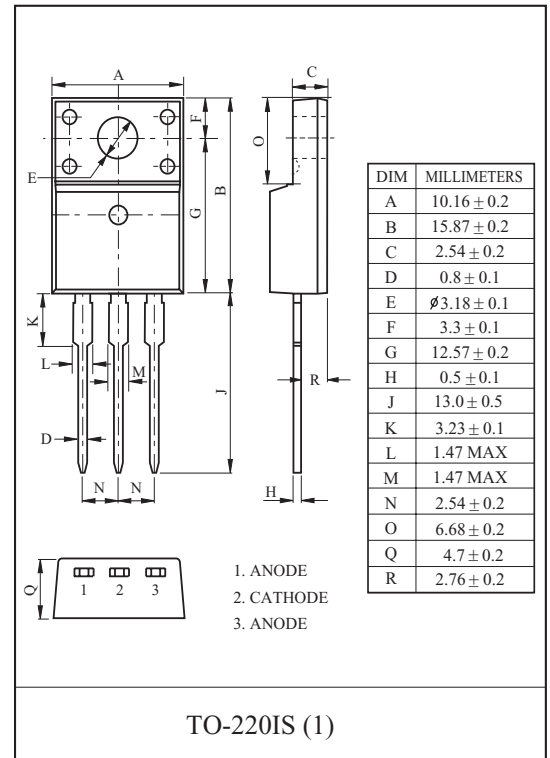
Note : average forward current of centertap full wave connection.



ELECTRICAL CHARACTERISTICS (Ta=25 °C)

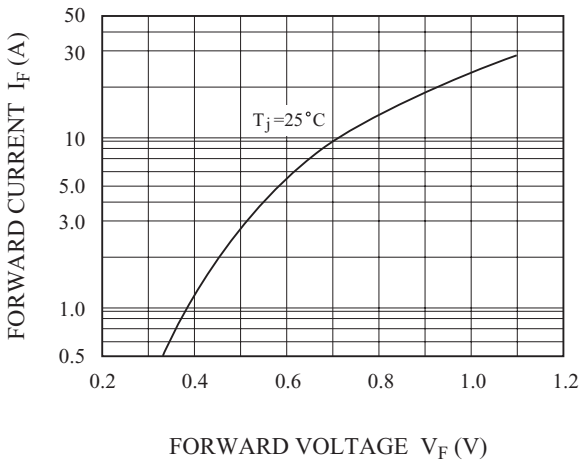
CHARACTERISTIC	SYMBOL	TEST CONDITION	MIN.	TYP.	MAX.	UNIT
Peak Forward Voltage (Note)	V_{FM}	$I_{FM}=7.5A$	-	-	0.75	V
Repetitive Peak Reverse Current (Note)	I_{RRM}	$V_{RRM}=\text{Rated}$	-	-	150	μA
Reverse Recovery Time (Note)	t_{rr}	$I_F=1.0A, di/dt=-30A/\mu s$	-	-	35	ns
Thermal Resistance (Note)	$R_{th(j-c)}$	Juction to Case	-	-	4.0	°C/W

Note : A value of one cell

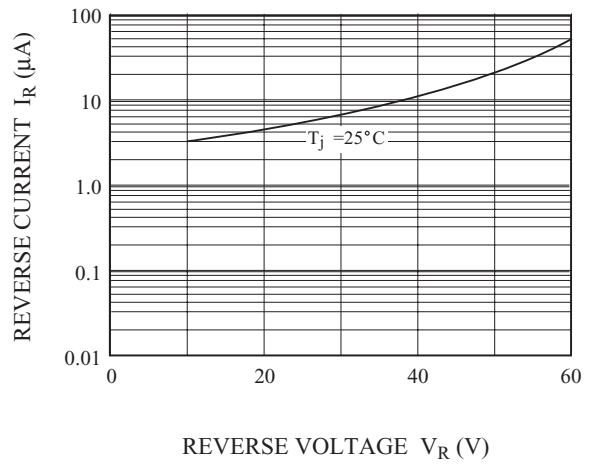


MBRF1560CT

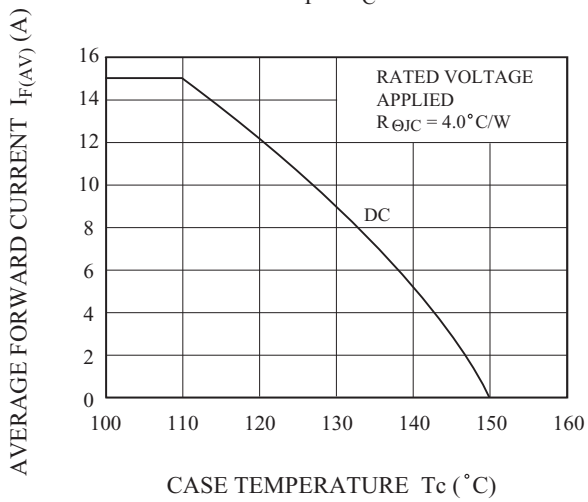
$I_F - V_F$



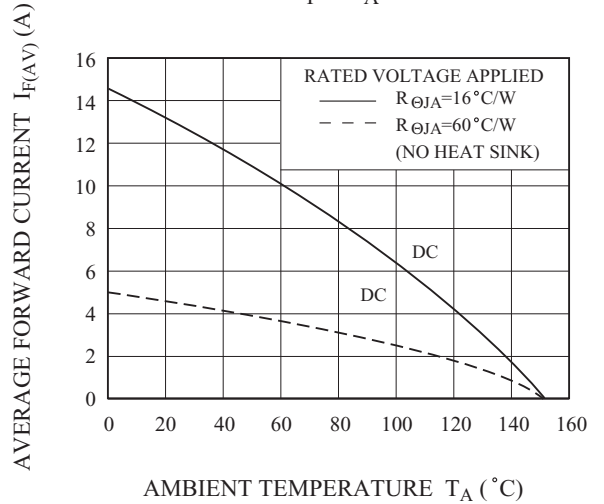
$I_R - V_R$



$I_F - T_C$



$I_F - T_A$



$P_{F(AV)} - I_{F(AV)}$

